




Wichtig: Nachfolgend handelt es sich um eine gekürzte Version der „normalen“ Lernschritte. Die vorliegenden Aufgaben sind für die eigenständige Arbeit vom 23.04. bis 04.05.2020 neu zusammengestellt worden.

**Ziel:**

Ich lerne Strukturen des *simple present* ((to) do) kennen und kann über (Haus- und Bauernhof-) Tiere, Tagesabläufe, Uhrzeiten und Einladungen sprechen.

### On Merryweather Farm



L: Do you like farm holidays?

SuS: ...

L: What can you see or do on a farm?

SuS: You can see pigs / ... / You can play with the cats./ ...



**Lernschritt 1: On Merryweather Farm**






**Lernziel**

Ich lerne das beliebte Ausflugsziel 'Merryweather farm' und Berrys Welt kennen.




Ich kann das Leben auf einem Bauernhof beschreiben und lerne Tagesabläufe und die Uhrzeit kennen.

**VOKABELN:**

PB p. 198 (world – chicken), pp. 198-199 (life, pl. lives – You're welcome.) => abschreiben und lernen!!!

1.1	<p><b>Revision: animals</b> (Arbeitsblatt KV 4a) <i>Check yourself (Lösungen)!</i></p> <p><b>Welcome to the farm</b> Pb p. 70, ex. 1 Welcome to Berrywood Farm (Arbeitsblatt KV 4.1) ⇒ <i>Check yourself (Lösungen)!</i></p>	words	
1.2	<p><b>Animal noises</b> Wb p. 51, ex. 1 and 2a,b More help: WB p. 87 =&gt; <i>Check yourself (Lösungen)!</i></p>	listening / words	
1.3	<p><b>From Monday to Friday</b> Pb p. 72, ex. 1, ex. 2a =&gt; <i>Check yourself (Lösungen)!</i></p>	reading / writing	
1.4	<p><b>Berry's day</b> Wb, p. 52, ex. 3, 4, 5 =&gt; <i>Check yourself (Lösungen)!</i></p>	writing	
1.5	<p><b>The time</b> Schau dir auf Youtube folgende Videos an und sprich mit: <b>Learn to Tell Time #1   Telling the Time Practice for Children</b> <a href="https://www.youtube.com/watch?v=ElxaxnageTo">https://www.youtube.com/watch?v=ElxaxnageTo</a> <b>Learn to Tell Time #2   Telling the Time Practice for Children</b> <a href="https://www.youtube.com/watch?v=NRmARI7Gm4k">https://www.youtube.com/watch?v=NRmARI7Gm4k</a> <b>Learn to Tell Time #3   Telling the Time Practice for Children</b> <a href="https://www.youtube.com/watch?v=8w1MgXz_uZg">https://www.youtube.com/watch?v=8w1MgXz_uZg</a> <b>Learn to Tell Time #4   Telling the Time Practice for Children</b> <a href="https://www.youtube.com/watch?v=SvSGe1GUzR0">https://www.youtube.com/watch?v=SvSGe1GUzR0</a> <b>Learn to Tell Time #5   Telling the Time Practice for Children</b> <a href="https://www.youtube.com/watch?v=p_4eFPYWqjE">https://www.youtube.com/watch?v=p_4eFPYWqjE</a></p> <p>Schau dir anschließend zur Erklärung auch folgendes Video an: <b>Uhrzeit Englisch Grammatik / Klett Lerntraining</b> <a href="https://www.youtube.com/watch?v=OYgVDE-c1jg">https://www.youtube.com/watch?v=OYgVDE-c1jg</a></p>	speaking / listening	



1.6	<p><b>Times</b> Wb, p. 53, ex. 6,7a, 8 (<i>More help: Wb p. 88</i>) mit WB CD =&gt; <i>Check yourself (Lösungen)!</i></p> <p><b>Arbeitsblatt KV 4.6</b> =&gt; <i>Check yourself (Lösungen)!</i></p>	
1.7	<p><b>New Words</b> Übe die neuen Vokabeln mit den Arbeitsblättern „New words“ =&gt; <i>Check yourself (Lösungen)!</i></p>	
1.8	<p><b>Vocabulary</b> Überprüfe die gelernten Vokabeln mit einem Übungsvokabeltest. =&gt; <i>Check yourself (Lösungen)!</i></p>	<p>words</p> 

**Zusatzmaterial für Schnelle:** “The time” worksheets (Arbeitsblätter)

# How many animals do you know?

1 Look at the pictures. Do you know the English words for these animals?


2 Talk to your partner like this:

**You:**

- I think number 1/2/... is a crocodile /...

**Your partner:**

Right./Wrong. I think number 1/2/... is a ...




3 Find the animal words in the word grid – as many as you can.

A	G	O	A	T	T	G	F	L	M	R	H	S	I	T	M
E	I	R	O	S	I	U	M	T	O	R	A	B	B	I	T
C	R	O	C	O	D	I	L	E	P	B	M	R	H	G	M
V	A	R	U	P	B	N	O	L	X	A	S	H	E	E	P
I	F	C	R	E	L	E	P	H	A	N	T	K	T	R	E
D	F	W	Q	Z	C	A	T	M	N	H	E	G	W	C	R
B	E	A	R	B	L	O	T	P	A	R	R	O	T	L	
I	W	P	A	Y	B	P	I	H	S	K	N	X	L	E	J
R	A	T	C	C	T	I	F	O	V	T	Z	H	F	B	U
D	J	N	K	A	N	G	A	R	O	O	M	U	K	P	Y
I	L	M	X	M	O	A	C	S	P	R	S	C	C	O	W
G	O	O	S	E	Q	D	D	E	N	T	U	H	B	N	I
H	N	U	I	L	I	O	N	J	M	O	N	K	E	Y	N
F	I	S	H	O	D	G	F	P	M	I	T	L	C	P	D
O	K	E	J	V	X	O	P	I	S	S	N	A	K	E	L
X	V	H	E	I	B	U	D	G	I	E	Y	P	U	A	L

▲ fold here

**More help** cow • guinea pig • goat • lion • goose • mouse • horse • fox • kangaroo • giraffe • tortoise • camel • pig • wolf • parrot • sheep • crocodile • bear • cat • rat • monkey • bird • pony • elephant • snake • dog • fish • rabbit • hamster • tiger

Welcome to Berrywood Farm!



Write the names of the animals into the picture.


chicken • cat • cows • dog • donkeys • ducks • pony • fish • pigs • rabbits • sheep

What animals do you like? Where do you want to go?


I like the ...	I want to go to the ...
• _____	• _____
• _____	• _____
• _____	• _____
• _____	• _____
• _____	• _____
• _____	• _____
• _____	• _____
• _____	• _____
• _____	• _____
• _____	• _____

Find a partner. Tell your partner the animals you like and where you want to go. Then swap.

4 Check yourself.




5 Do you know any other animal words?



6 **More practice** Fill in the animal words in the table below:

pets	wild animals / zoo animals	farm animals

Welcome to Berrywood Farm!



Write the names of the animals into the picture.

chicken • cat • cows • dog • donkeys • ducks • pony • fish • pigs • rabbits • sheep

What animals do you like? Where do you want to go?

I like the ...	I want to go to the ...
* Individuelle Lösung	*
*	*
*	*
*	*
*	*
*	*
*	*

Find a partner. Tell your partner the animals you like and where you want to go. Then swap.

## Lösungen : Unit 4 Theme 1

### **PB p. 71 ex 1 On Merryweather farm**

**How many different animals can you find in the brochure?**

- 16 verschiedene Tiere
- Großes Foto: ducks, ponies, a guinea pig, a donkey
- Zeichnung + Schild Pet's Corner: cows, sheep, donkeys, pigs, chicken, rabbits, a hamster, a rat, a chipmunk
- Silouetten in weiß gezeichnet im Hintergrund: a rabbit, a horse, a duck, a fox, a goat

### **PB p. 72 ex 1**

1 Every morning **the dog** wakes Berry.

2 Before breakfast she **feeds Harry**.

3 She goes to school by **car**.

4 She comes home **before 4 o'clock**.

5 In the evening she sometimes **does sport**.

### **PB p. 72 ex 2a**

**deine eigenen Lösungen**

**z.B.**

1 Every morning **my mum** wakes me.

...




**Animal noises**

Listen to the sounds. Which animals make this noise?

cats • cows • donkeys • ducks • pigs • sheep

- 1 moo! cows
- 2 baah! sheep
- 3 miaow! cats
- 4 quack! ducks
- 5 oink! pigs
- 6 hee-haw! donkeys



> SB p. 71

**On Merryweather Farm**

People and places: write the eight words.

1	B		2	Z		3	C		4	E
	A			I			H			V
5	T	R	A	M	P	O	L	I	N	E
		N			W			L		R
			6	F	I	E	L	D		Y
				R				R		B
8	S	O	R	N	E	R			E	O
		N						N		D
		9	D	O	N	K	E	Y		Y

1		2		3	kids
4	all the people	5		6	
7		8	pets ...	9	

Write the words from 2a) in the yellow spaces (7), (6), (9), etc.<sup>1</sup>

Then complete the sentences. Use your own<sup>2</sup> ideas in the blue spaces.

- a On the farm, you can watch <sup>see</sup> ducks on the (7) pond
- b You can ride ponies in the (6) field
- c You can stroke a (9) donkey in the (1) barn
- d You can see hamsters and rabbits in Pets (8) Corner
- e (3) Children love the zip wire
- f (4) Everybody buys things in the shop.

> SB p. 71

<sup>1</sup> etc. usw. <sup>2</sup> own eigenen

**When and where: Write the phrases in the right boxes.**

**When?**

*every morning*

*after breakfast*

*all day*

*at about 5.30*

*in the evening*

every morning  
after breakfast  
in the house  
all day  
outside  
on the farm  
at about 5.30  
in the evening  
at school

**Where?**

*in the house*

*outside*

*on the farm*

*at school*

SB p. 72

**Berry's day**

Complete the sentences with the right form of the verbs from the box.

come • do • get  
go • look • wake



Sam *wakes* Berry at six o'clock.



She *gets* ready for school.



She *goes* to school by car.



She usually *comes* home before 4 o'clock.



She *does* her homework.



At 5.30 she *looks* after the animals.

SB p. 72

**Luca's day**

Write as many sentences as you can. Use<sup>1</sup> these notes.

have breakfast / Jack and Grace • go / school / bus • have lunch / canteen / friends  
come home / about 4.00 • ride bike or watch TV • have dinner / family  
after dinner / do homework • go / bed / about 9.30

Every morning Luca has breakfast with ...

SB p. 72

<sup>1</sup> use *verwende*